

**Cardiff MRCS OSCE Course:
Clinical Examination &
Communication Skills**

Feedback - April 2014

Cardiff MRCS OSCE: Clinical Examination & Communication Skills

This intensive one-day revision course covered the clinical examination and communication components of the MRCS Part B exam with special emphasis on clinical consultation skills.

The course aimed to consolidate the trainee's understanding of the clinical consultation skills component of the exam, and aid the trainee's ability to perform clinical examinations efficiently by present the findings to the examiner in a systematic yet concise manner.

The forenoon session covered all important clinical examinations that are tested in the exam and the afternoon session was dedicated to communication skills workstations, structured interviews and practical skills. Eight patient-centred clinical scenarios were used to reflect the situations experienced in everyday practice; as these were scenarios in line with what is commonly tested in the MRCS exam. A total of 34 candidates attended the course with their feedback collated in this document.

Course Information

Course date:	27th April 2014
Venue:	Out-patient Department University Hospital of Wales Cardiff, UK
Attendance:	37 Delegates
Aimed at:	Delegates looking to take their membership to the Royal College of Surgeons Part B exam.
Course fee:	£190.00



Surgical trainees can apply to be sponsored by ASiT to receive a bursary to attend this course.



Course Programme

0840 - 0850 Registration

0850 - 0905 Introduction & Grouping of Delegates

0905 - 1300 Delegates are divided into groups & rotated through eight clinical examinations of simulated patients, with a comfort break in-between:

- Examination of abdomen and abdominal organs
- Examination of inguinal hernia / scrotal swelling
- Examination of varicose veins
- Examination of arterial system (peripheral artery disease)

1100 - 1120

Break for Refreshments

- Examination of neck/thyroid
- Examination of cranial nerves
- Examination of cardiorespiratory system
- Examination of hip & knee
- Examination of shoulder and back

1300 - 1340

Lunch

1345 -1715 Delegates are divided into groups & rotated through the seven Clinical Consultation Skills Sessions (Communication Skills):

- Information giving and information gathering
- Challenging situation/patient
- Difficult consultation
- Breaking bad news
- Explaining a diagnosis or discussing management options
- Consent in surgery
- Telephone communication

1715 - 1730 Summary, Feedback & End of Course

Faculty List

Captain Simon Tallowin, MSc MRCSEd

General Duties Medical Officer
Royal Army Medical Corps

Ms Tiffany Berrington MRCS

Specialist Trainee in Neurosurgery
Derriford Hospital

Mr Vishal Kumar

Trauma and Orthopaedics
Glan Clwyd Hospital

Mr Roop Tandon, MBBS, FRCS

Retired Consultant Orthopaedic Surgeon, Wolverhampton Hospital
Surgical Tutor - RCS Edinburgh

Mr Waheeb Al-Azzani MRCSEd

Core Trainee, University Hospital of Wales

Mr Kevin Conway, MB BCH, MRCSEd, AFRCS (I), FRCS (Gen Surg), MD

Consultant General/Vascular Surgeon
Royal Glamorgan Hospital, Llantrisant

Mr Tom Combellack MBBCh MEng

Specialist Trainee in Cardiothoracic Surgery
University Hospital of Wales

Ms Ana Lopez-Marco

Specialist Registrar in Cardiothoracic Surgery
Wales Deanery

Ms Lucy Satherley, BSc, MB Bch, MRCS

Specialist Registrar in SpR in General Surgery
All Wales Higher Surgical Training Programme

Mr Mike Rees, MB BCH, MRCS

Speciality Trainee in Surgery
Royal Gwent Hospital, Newport

Ms Zaynab Jawad, MS (Cantab), MB BS, MRCS

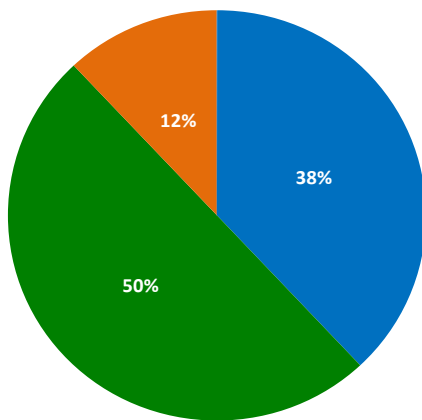
Specialist Registrar in General Surgery
All Wales Higher Surgical Training Programme

Mr Jason Seewoodhary MRCP (London)

Specialist Registrar in Internal Medicine
Wales Deanery

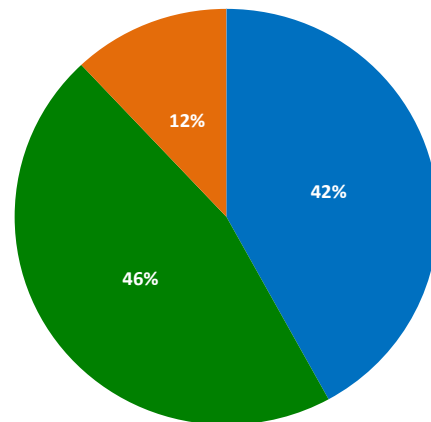
Overall Course Feedback for the Questions:

How was the content of the course?



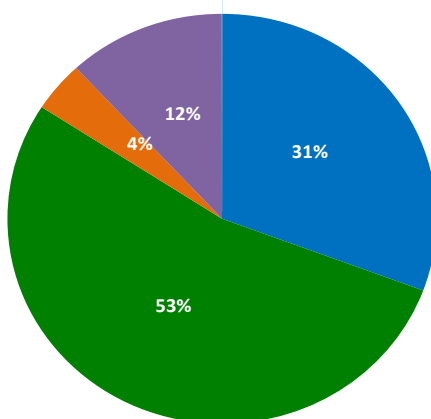
■ Excellent ■ Very Good ■ Average ■ Fair ■ Poor

How was the clarity of demonstrations?



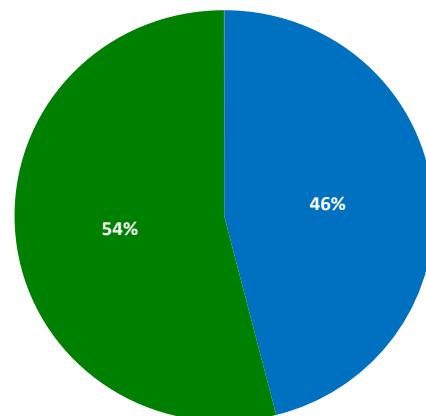
■ Excellent ■ Very Good ■ Average ■ Fair ■ Poor

Were there opportunities to practice the stations?



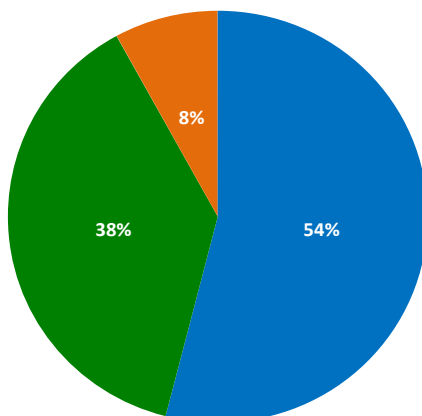
■ Most certainly ■ Certainly ■ Neutral ■ Limited ■ Not at all

How would you rate the general academic standard of the faculty?



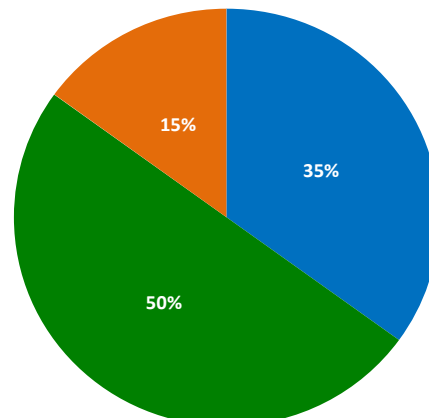
■ Excellent ■ Very Good ■ Average ■ Fair ■ Poor

How would you rate the performance of the actors?



■ Excellent ■ Very good ■ Neutral ■ Fair ■ Poor

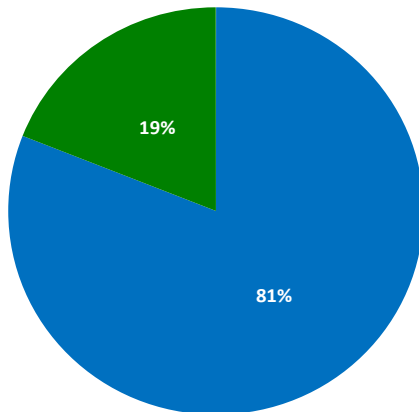
Did the course meet your objectives?



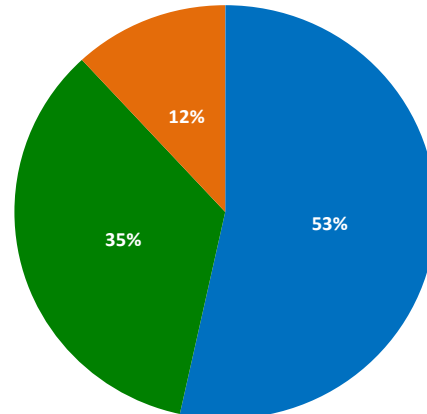
■ Most certainly ■ Certainly ■ Neutral ■ May be ■ No way

Overall Course Feedback for the Questions:

How was the general friendliness of the faculty and organisers?

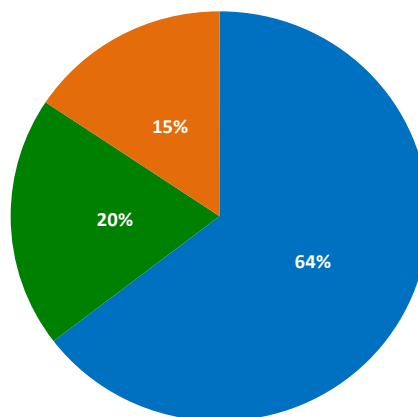


Would you recommend this course to a friend?



■ Very friendly
 ■ Friendly
 ■ Neutral
 ■ Most certainly
 ■ Certainly
 ■ Neutral
 ■ May be
 ■ Don't think so
■ Not very friendly
 ■ Can't comment

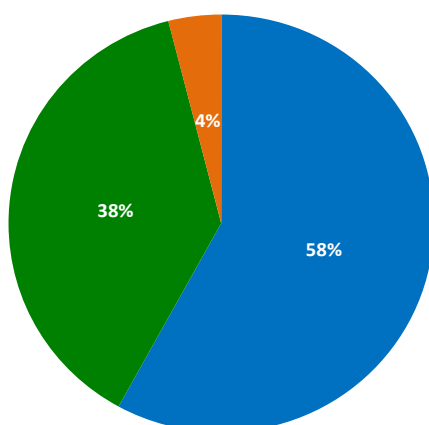
Do you think that this course provided good value for money?



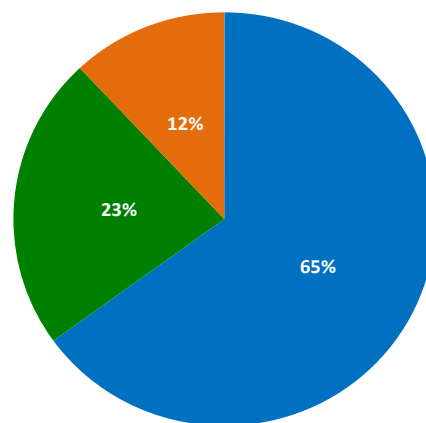
■ Most certainly
 ■ Certainly
 ■ Probably
 ■ Unlikely
 ■ Not at all

Feedback for Individual Topics:

Vascular (Arterial)

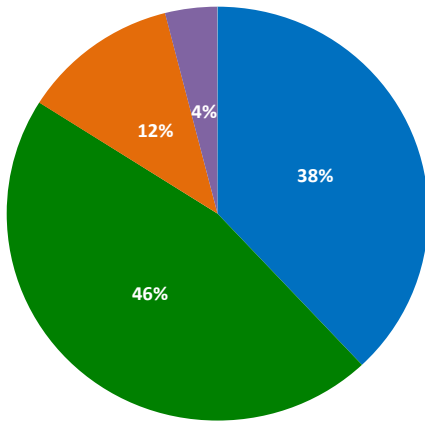


Vascular (Venous)



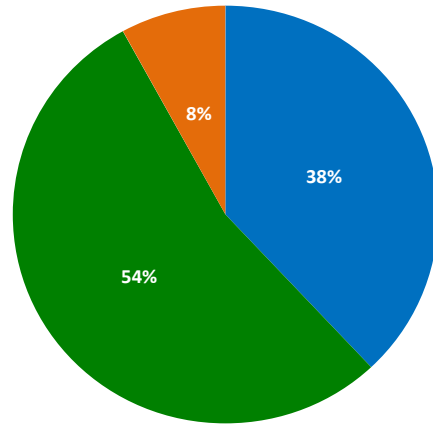
■ Excellent
 ■ Very good
 ■ Neutral
 ■ Fair
 ■ Poor
 ■ Excellent
 ■ Very good
 ■ Neutral
 ■ Fair
 ■ Poor

Lower limb neurology



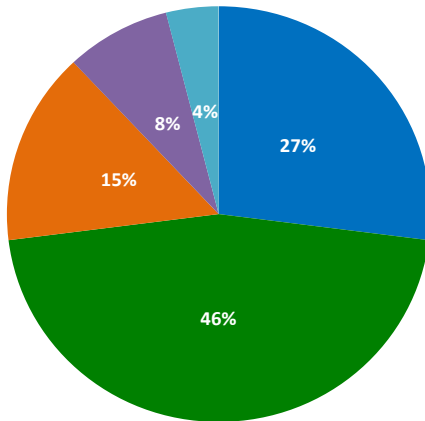
■ Excellent ■ Very good ■ Neutral ■ Fair ■ Poor

Orthopaedics



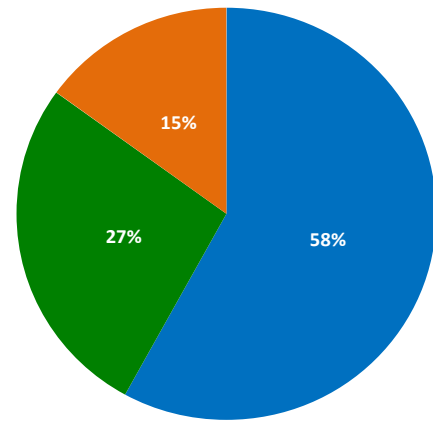
■ Excellent ■ Very good ■ Neutral ■ Fair ■ Poor

Abdomen and hernia



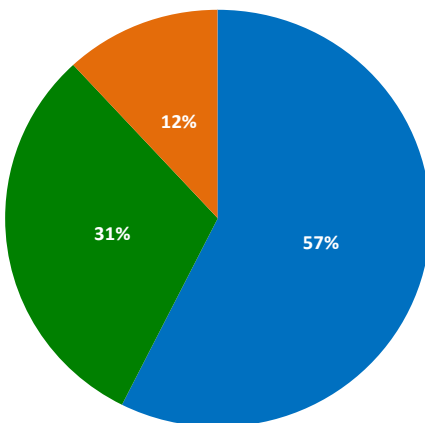
■ Excellent ■ Very good ■ Neutral ■ Fair ■ Poor

Face and Neck



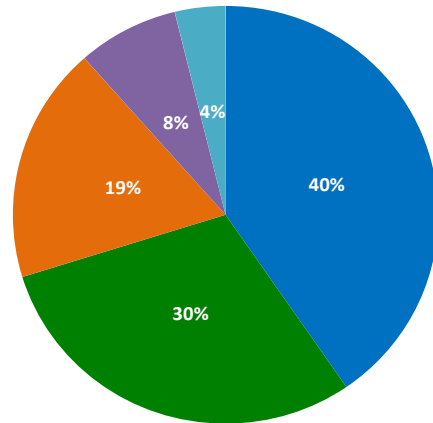
■ Excellent ■ Very good ■ Neutral ■ Fair ■ Poor

Neck and Cranial Nerves



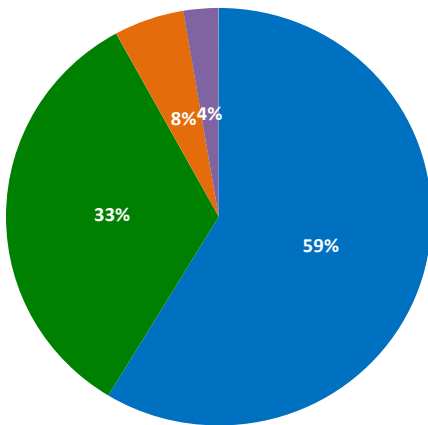
■ Excellent ■ Very good ■ Neutral ■ Fair ■ Poor

Consenting for operations



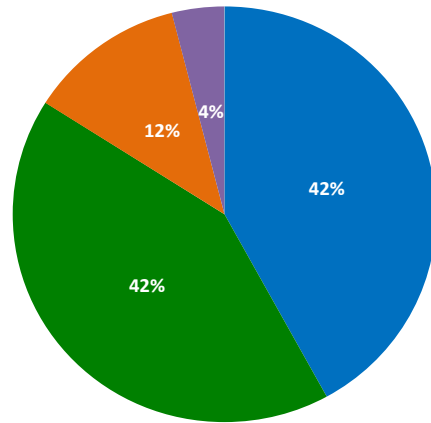
■ Excellent ■ Very good ■ Neutral ■ Fair ■ Poor

Angry daughter of gastric cancer patient



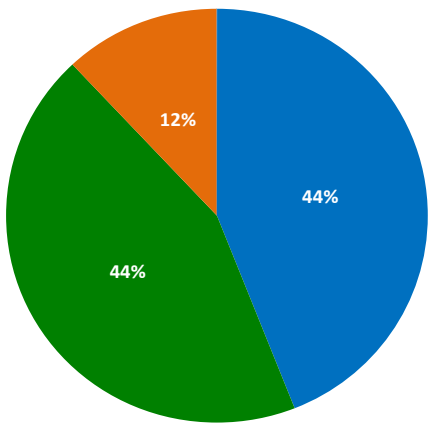
■ Excellent ■ Very good ■ Neutral ■ Fair ■ Poor

Colorectal cancer



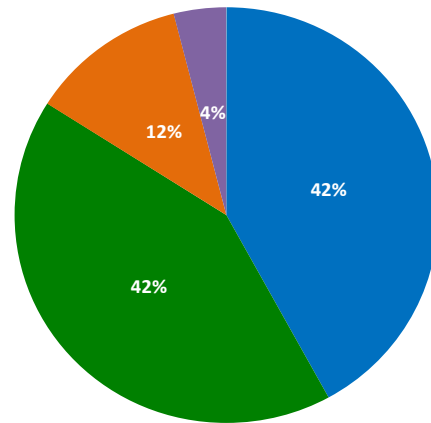
■ Excellent ■ Very good ■ Neutral ■ Fair ■ Poor

Breast cancer



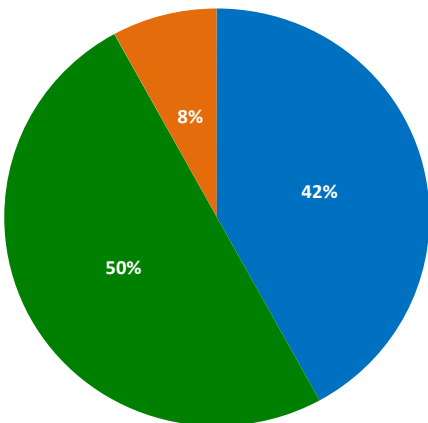
■ Excellent ■ Very good ■ Neutral ■ Fair ■ Poor

Ethics (Post-Splenectomy)



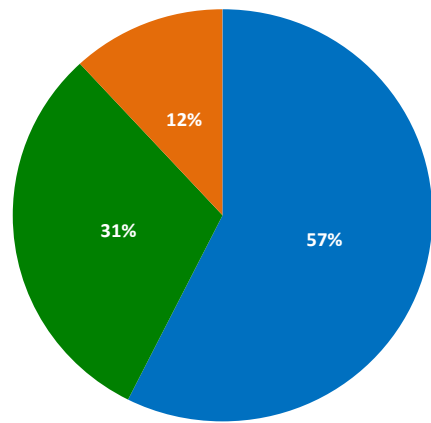
■ Excellent ■ Very good ■ Neutral ■ Fair ■ Poor

Telephone conversation (ITU referral)



■ Excellent ■ Very good ■ Neutral ■ Fair ■ Poor

Vascular (rest pain and amputation)



■ Excellent ■ Very good ■ Neutral ■ Fair ■ Poor

Individual Comments:

Great teaching and feedback.

AC
Epsom General Hospital, Epsom, UK

Very good!

PM
St George's Hospital, London, UK

Most of the scenarios were excellent.

MT
Queen Elizabeth Hospital, King's Lynn, UK

The organisation of the course was very good. The teaching could have been better if the demonstrators could plan how to organise these 30 mins to deliver the information effectively.

VK
Glan Clwyd District General Hospital, Rhyl, UK

Relevant towards exam. Most faculty were very approachable and knowledgeable.

SM
University Hospital of Wales, Cardiff, UK

Excellent.

YM
Royal Blackburn Hospital, Blackburn, UK

Very good, better than I expected comparing to the courses I attended in the past. Pleased that I could attend this course.

TM
Withybush General Hospital, Haverfordwest, UK

Overall useful and covered the basics of each examination. It would have been useful to go over hand examination.

AM
Chelsea and Westminster Hospital, London, UK



DOCTORS ACADEMY

BETTER EDUCATION. BETTER HEALTH.

Doctors Academy is an UK-based International Non-Profit Organisation comprising of doctors, dentists and scientists that undertakes a diverse range of educational activities globally. The aim of the Academy is to disseminate information and exchange medical knowledge between professionals from diverse backgrounds working in a variety of healthcare settings. This is achieved by the provision of a number of attendance courses, publishing house, online resources and international events/ competitions.

Courses (a selection):

Undergraduate:

- Final Year Medicine and Surgical Revision Courses
- Training the Clinical Anatomy Trainer
- Clinical Anatomy as Applied to Trauma and Emergency Medicine
- Surgical Anatomy of Important Operative Procedures
- Future Surgeons: Key Skills (RCSEd delivered)
- Structured Introduction to Surgical Skills

Postgraduate:

- MRCS Part A
- MRCEM Part A
- MRCS Part B OSCE
- DOHNS: Intensive Revision & OSCE
- Intercollegiate Basic Surgical Skills (RCSEd delivered)
- MRCP PACES Part 2
- FRCS (General Surgery) Exit Exam
- Cadaveric Ultrasound-Guided Musculoskeletal Intervention Course
- Ultrasound-Assisted Botulinum Toxin Injection for Neuromuscular Disorders
- Live Advanced Laparoscopic Colorectal Course



Forthcoming key events:

- **International Medical Summer School**
Manchester, 1st - 5th August 2016
- **International Academic and Research Conference**
Manchester, 6th August 2016
- **World University Anatomy Challenge**
Manchester, 5th August 2016

Publications



publications.doctorsacademy.org

World Journal of Medical Education & Research



Peer-reviewed academic journal with ISSN.

- No fee to view, read and download articles
- No subscription charges
- No submission fees
- No manuscript processing fee
- No publishing fee
- No cost to read, write or publish!

wjmer.co.uk

Online Revision Resources

DoctorExams consists of 1000s of questions with detailed explanations in MCQ, EMQ, SBA and SAQ formats. Questions are written by the Doctors Academy group of experienced clinicians and clinical academics, with mock exams and feedback on performance included to aid a candidate's focused revision of topics. Based on past exams, these questions are carefully crafted to suit the requirements of undergraduate students & postgraduate trainees undertaking relevant speciality exams.

Resources for:

- Medical Students
- Dental Students
- International Entrance Exams
- MRCS Exams
- General Surgery Exams
- Plastic Surgery Exams
- DOHNS Exams

www.doctorexams.co.uk

www.doctorsacademy.org